

2. Single Stage Puma Piston Replacement Pumps

3 month warranty on pumps

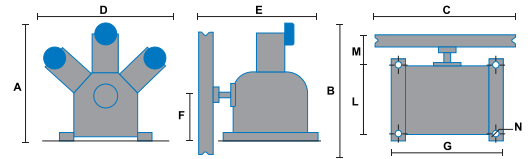
(all pumps sold with oil as this forms part of the warranty, no oil, warranty void)

Single Stage (8 – 10 bar range)



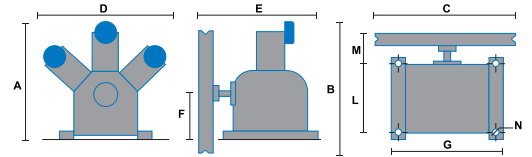
Model: GE030
Match to motor: 2.2kw (3HP)
Displacement: 340l/min (12cfm)
F.A.D.: 230l/min (8.1cfm)
Single Stage: 8 Bar
Max pressure: 10 Bar
Max duty cycle: 80%
No of cylinders: Two
Pump RPM: 900 r/min
V-Belt section: 2 x A1219
Weight: 25kg
Size: 520x380x450mm

Dimensions
A - 325mm **E** - 235mm **M** - 95mm
B - 325mm **F** - 135mm **N** - 10mm
C - 265mm **G** - 215mm
D - 380mm **L** - 120mm



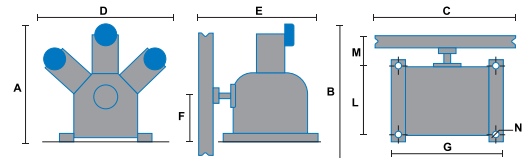
Model: GE040
Match to motor: 3.0kW (4HP)
Displacement: 450l/min (15.9cfm)
F.A.D.: 306l/min (10.8cfm)
Single Stage: 8 Bar
Max pressure: 10 Bar
Max duty cycle: 80%
No of cylinders: Three
Pump RPM: 950 r/min
V-Belt section: 2 x A (1473mm)
Weight: 26kg
Size: 520x380x450mm

Dimensions
A - 370mm **E** - 265mm **M** - 110mm
B - 440mm **F** - 120mm **N** - 10mm
C - 265mm **G** - 224mm
D - 480mm **L** - 150mm



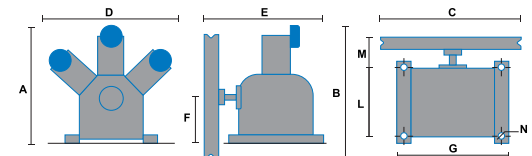
Model: GE050
Match to motor: 4.0kW (5.5HP)
Displacement: 590l/min (20.8cfm)
F.A.D.: 385l/min (13.6cfm)
Single Stage: 8 Bar
Max pressure: 10 Bar
Max duty cycle: 80%
No of cylinders: Two
Pump RPM: 980 r/min
V-Belt section: 2 x A (1727mm)
Weight: 35 kg
Size: 520x380x450mm

Dimensions
A - 400mm **E** - 303mm **M** - 135mm
B - 455mm **F** - 135mm **N** - 10mm
C - 365mm **G** - 295mm
D - 490mm **L** - 125mm



Model: GE075
Match to motor: 5.5kW (7.5HP)
Displacement: 910l/min (32.1cfm)
F.A.D.: 589l/min (20.8cfm)
Single Stage: 8 Bar
Max pressure: 10 Bar
Max duty cycle: 80%
No of cylinders: Three
Pump RPM: 1006 r/min
V-Belt section: 2 x A (1727mm)
Weight: 65 kg
Size: 670x460x670mm

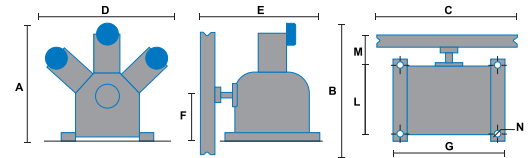
Dimensions
A - 485mm **E** - 360mm **M** - 155mm
B - 520mm **F** - 140mm **N** - 10mm
C - 370mm **G** - 295mm
D - 610mm **L** - 160mm






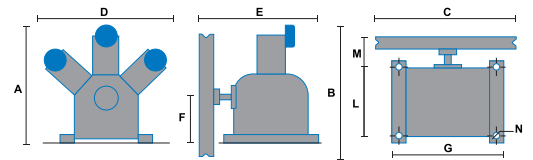
Model: GE100
Match to motor: 7.5kW (10HP)
Displacement: 1105l/min (39cfm)
F.A.D.: 804l/min (28.4cfm)
Single Stage: 8 Bar
Max pressure: 10 Bar
Max duty cycle: 80%
No of cylinders: Two
Pump RPM: 880 r/min
V-Belt section: 2 x B (1778mm)
Weight: 105 kg
Size: 700x560x700mm

Dimensions
A - 470mm **E** - 420mm **M** - 160mm
B - 690mm **F** - 165mm **N** - 14mm
C - 295mm **G** - 350mm
D - 620mm **L** - 150mm



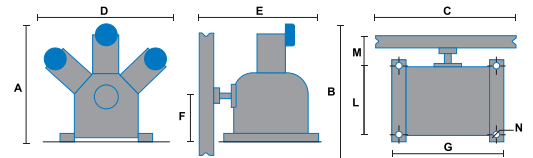
Model: GE150
Match to motor: 11kW (15HP)
Displacement: 1678l/min (59.3cfm)
F.A.D.: 1323l/min (46.7cfm)
Single Stage: 8 Bar
Max pressure: 10 Bar
Max duty cycle: 80%
No of cylinders: Three
Pump RPM: 885 r/min
V-Belt section: 3 x B (1829mm)
Weight: 135 kg
Size: 790x630x700mm

Dimensions
A - 595mm **E** - 450mm **M** - 185mm
B - 675mm **F** - 190mm **N** - 14mm
C - 295mm **G** - 350mm
D - 720mm **L** - 170mm



Model: GE200
Match to motor: 15kW (20HP)
Displacement: 2260l/min (79cfm)
F.A.D.: 1750l/min (61.7cfm)
Single Stage: 8 Bar
Max pressure: 10 Bar
Max duty cycle: 80%
No of cylinders: Four
Pump RPM: 938 r/min
V-Belt section: 3 x B1905
Weight: 135kg
Size: 790x630x700mm

Dimensions
A - 590mm **E** - 510mm **M** - 114mm
B - 550mm **F** - 170mm **N** - 14.5mm
C - 300mm **G** - 350mm
D - 700mm **L** - 215mm



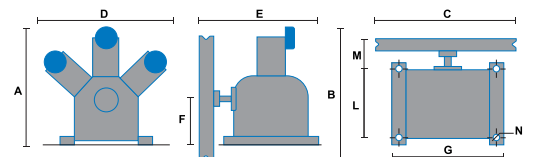
3. Two Stage Puma Piston Replacement Pumps

Two Stage (10 - 12 bar range)



Model: GT030
Match to motor: 2.2kW (3HP)
Displacement: 340l/min (12cfm)
F.A.D.: 272l/min (9.6cfm)
Single Stage: 10 Bar
Max pressure: 12 Bar
Max duty cycle: 80%
No of cylinders: Three
Pump RPM: 1070 r/min
V-Belt section: 2 x A (1397mm)
Weight: 26 kg
Size: 520x380x450mm

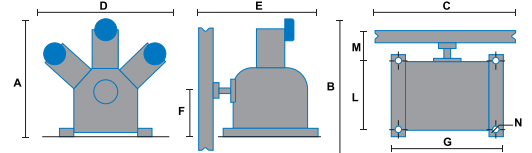
Dimensions
A - 375mm **E** - 265mm **M** - 110mm
B - 375mm **F** - 120mm **N** - 10mm
C - 265mm **G** - 220mm
D - 405mm **L** - 150mm





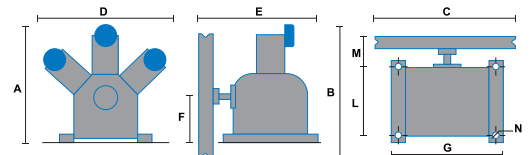
Model: GT040
Match to motor: 3.0kW (4HP)
Displacement: 500l/min (17.6cfm)
F.A.D. 400l/min (14.1cfm)
Single Stage: 10 Bar
Max pressure: 12 Bar
Max duty cycle: 80%
No of cylinders: Three
Pump RPM: 1250 r/min
V-Belt section: 2 x A (1397mm)
Weight: 35 kg
Size: 520x380x450mm

Dimensions
A - 380mm **E** - 350mm **M** - 73mm
B - 410mm **F** - 110mm **N** - 10mm
C - 265mm **G** - 220mm
D - 500mm **L** - 150mm



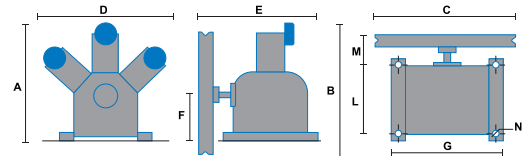
Model: GT075
Match to motor: 5.5kW (7.5HP)
Displacement: 670l/min (23.7cfm)
F.A.D. 648l/min (22.9cfm)
Single Stage: 10 Bar
Max pressure: 12 Bar
Max duty cycle: 80%
No of cylinders: Two
Pump RPM: 1060 r/min
V-Belt section: 2 x B (1702mm)
Weight: 80 kg
Size: 700x560x700mm

Dimensions
A - 470mm **E** - 370mm **M** - 110mm
B - 570mm **F** - 140mm **N** - 14mm
C - 295mm **G** - 305mm
D - 610mm **L** - 105mm



Model: GT100
Match to motor: 7.5kW (10HP)
Displacement: 950l/min (33.5cfm)
F.A.D. 837l/min (29.6cfm)
Single Stage: 10 Bar
Max pressure: 12 Bar
Max duty cycle: 80%
No of cylinders: Three
Pump RPM: 880 r/min
V-Belt section: 3 x B (1778mm)
Weight: 120 kg
Size: 720x580x700mm

Dimensions
A - 570mm **E** - 450mm **M** - 185mm
B - 670mm **F** - 190mm **N** - 14mm
C - 295mm **G** - 350mm
D - 600mm **L** - 170mm



Model: GT150
Match to motor: 11kW (15HP)
Displacement: 1484l/min (52.4cfm)
F.A.D. 1265l/min (44.7cfm)
Single Stage: 10 Bar
Max pressure: 12 Bar
Max duty cycle: 80%
No of cylinders: Four
Pump RPM: 820 r/min
V-Belt section: 3 x B (1803mm)
Weight: 155 kg
Size: 800x650x680mm

Dimensions
A - 560mm **E** - 510mm **M** - 114mm
B - 675mm **F** - 170mm **N** - 14mm
C - 295mm **G** - 350mm
D - 790mm **L** - 215mm

